


## \* Cross and Crown \*



6 x 6 inch

Gebruikte stoffen:

Unit A + D	Unit B + E	Unit C
1 = ecru	1 = ecru	1 = ecru
2 = rood	2 = rood	2 = rood multi
3 = ecru	3 = ecru	3 = ecru
4 = rood	4 = rood	
5 = ecru	5 = ecru	
6 = groen	6 = groen	
7 = ecru		

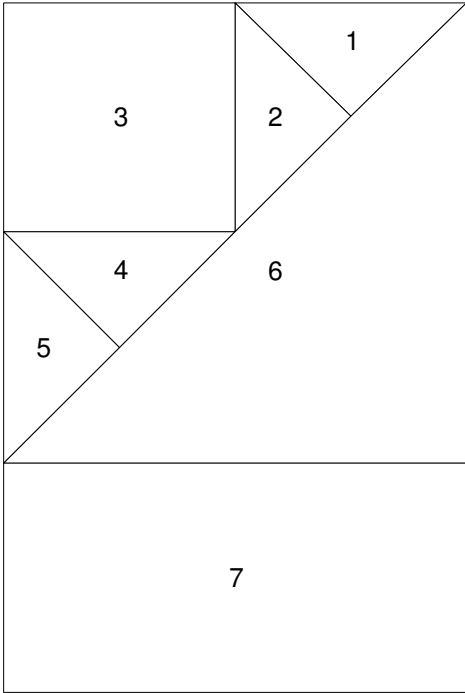
Naai unit A en B aan elkaar en strijk de naad open. Naai unit D en E aan elkaar en strijk de naad open. Naai unit C aan de rechterkant van unit A/B en naai daarna unit D/E aan de rechterkant van unit C. Strijk de naden open.

test  
1 x 1 inch

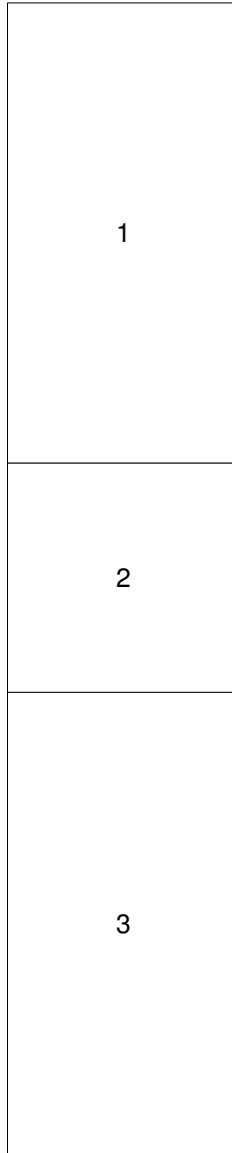


# Cross and Crown

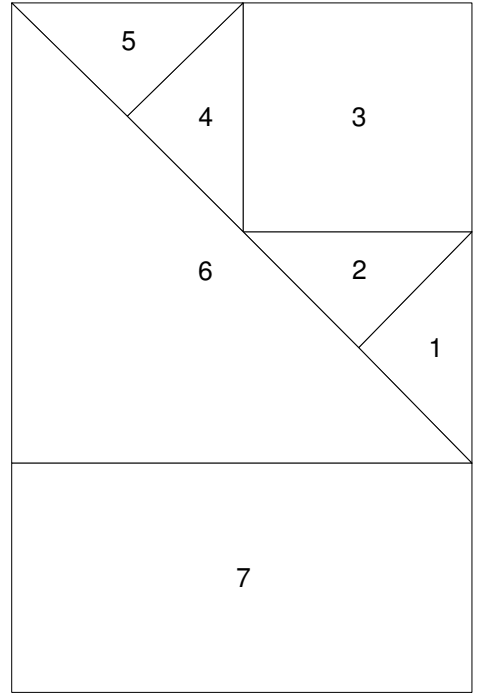
Cross and Crown Unit: D



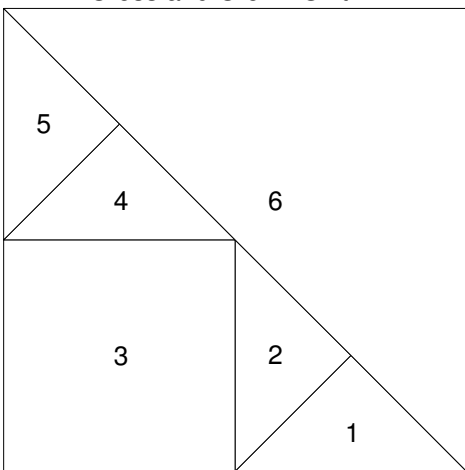
Unit: C



Cross and Crown Unit: A



Cross and Crown Unit: E



Cross and Crown Unit: B

